



Meander Valley Council

2005 election report

Table of contents

- Local Government Elections in Tasmania
- Report on the 2005 Meander Valley Council Election
- List of Councillors following the 2005 elections
- Councillor results
- Mayor and Deputy Mayor results
- Recount results

Local Government Elections in Tasmania

Every two years elections are held in all 29 councils for the positions of mayor and deputy mayor and half the councillor positions. Where required, by-elections are held concurrently for vacancies that have occurred since the last elections.

The Tasmanian Electoral Commission (TEC) supervises the conduct of elections in accordance with the *Local Government Act 1993*. Elections by postal ballot have been held in 1994, 1996, 1999 (deferred from 1998), 2000, 2002, 2005 (deferred from 2004) with the next elections due in October 2007.

Since 2000 mayors and deputy mayors are elected directly by the electors in all municipal areas. Previously, in most councils, mayors and deputy mayors were elected by the councillors at the first meeting of a new council.

Candidate information booklets and complete election results for the state are available from the TEC and are posted on the TEC website www.electoral.tas.gov.au.

2005 Election timetable

Notice of election published	Saturday 10 September
Electoral rolls closed	6 pm Thursday 15 September
Nomination period	12 September— 12 noon on 26 September
Nominations closed	12 noon Monday 26 September
Nominations announced & draw for ballot paper positions	12 noon Tuesday 27 September
Ballot material delivered to electors	11–14 October
Polling period	11–25 October
Close of poll	10 am Tuesday 25 October

Casual vacancies

Casual vacancies are filled by recount where possible, unless the vacancy occurs within 6 months of a forthcoming election. Only unelected candidates from the relevant election may contest a recount. A candidate elected at a recount serves until the next council election. If a recount is not possible, a by-election is held—with the candidate elected to serve for the remainder of the term of office of the original councillor.

Elector polls

A council may hold an elector poll on any issue it determines. It may also be required to hold an elector poll following petitions from electors in accordance with Part 6 of the Act. A council is not bound by the result of an elector poll.

Electoral system

Voting in Tasmanian local government elections is not compulsory.

Elections for councillor positions are conducted using a system modelled on the Hare-Clark method of proportional representation used in Tasmanian House of Assembly elections.

Mayoral and deputy mayoral elections use a preferential system similar to that used for Tasmanian Legislative Council and Federal House of Representatives elections.

Report on the 2005 Meander Valley Council Election

Elections were held for the positions of Mayor and Deputy Mayor for 2 year terms, and 6 Councillors, 5 of which for 4 year terms and 1 casual position for 2 years.

For the 2005 Local Government elections, 13 341 Meander Valley electors were enrolled, comprising 13 227 (99.16%) from the State House of Assembly roll and 114 (0.84%) from the General Manager's roll.

The percentage of Meander Valley electors returning their ballot papers was 58.98%, in comparison with 58.52% statewide.

Recounts

One recount was held between the 2002 and 2005 elections. Councillor Michael Ferguson resigned from the Meander Valley Council on Sunday 31 October 2004. Eight unelected candidates from the 2002 Meander Valley Council election contested the recount. The recount took place at noon Wednesday 17 November 2004. Full details are provided on the back page.

Candidates at the 2005 elections

Mayor		Councillors	
RICHARDSON, Bob	Westbury	BELKNER, Joy	Westbury
★ SHELTON, Mark*	Bracknell	DUNK, John	Westbury
		FLEMING, Peter*	Hadspen
		FLOWERS, Ron	Elizabeth Town
		★ FROST, Pat*	Westbury
Deputy Mayor		★ JOHNSTONE, Ray*	Prospect Vale
JOHNSTONE, Ray*	Prospect Vale	^★ JONES, Lester*	Deloraine
★ LOONE, Bob	Chudleigh	★ KELLY, Michael	Deloraine
		KNOWLES, Kevin	Western Creek
		LINGER, Rodney	Caveside
		★ LOONE, Bob*	Chudleigh
		PORTER, Carl	Exton
		★ RICHARDSON, Bob*	Westbury
		TOBIAS, Jacqueline	Hadspen

★ denotes elected candidate
 * denotes seeking re-election
 ^ denotes filled casual vacancy

Meander Valley Councillors following the 2005 elections

Mayor

term ends 2007

SHELTON, Mark

Deputy Mayor

term ends 2007

LOONE, Bob

9 Councillors

term ends 2009

LOONE, Bob

JOHNSTONE, Ray

RICHARDSON, Bob

FROST, Pat

KELLY, Michael

term ends 2007

SHELTON, Mark

DORNAUF, Jenny

FELLOWS, Geoff

JONES, Lester

Meander Valley Council

Polling closed at 10am 25 October 2005

Number to be elected: 6

Returning Officer: Mr Stephen Ferris

Electors enrolled: 13341

Declarations returned: 7869

Response: 58.98%

Declarations rejected: 113

Declarations admitted: 7756

Rejection rate: 1.44%

		Candidates									
		Bekner	Dunk	Fleming	Flowers	Frost	Johnstone	Jones	Kelly	Knowles	Linger
Count 1	Total	567.00	267.00	497.00	198.00	709.00	921.00	610.00	581.00	412.00	307.00
	Progress Totals	567.00	267.00	497.00	198.00	709.00	921.00	610.00	581.00	412.00	307.00
Count 2	Votes Transferred	17.07	6.42	8.79	13.35	23.16	29.59	24.35	16.57	6.93	16.91
	Progress Totals	584.07	273.42	505.79	211.35	732.16	950.59	634.35	597.57	418.93	323.91
Count 3 to 4	Votes Transferred	38.50	7.16	15.00	6.16	28.01	8.33	7.33	13.00	12.16	5.16
	Progress Totals	622.57	280.58	520.79	217.51	760.17	958.92	641.68	610.57	431.09	329.07
Count 5 to 6	Votes Transferred	8.33	21.00	4.16	- 217.51	21.69	20.01	17.35	33.05	16.01	32.53
	Progress Totals	630.90	301.58	524.95	0.00	781.86	978.93	659.03	643.62	447.10	361.60
Count 7 to 8	Votes Transferred	36.16	- 301.58	21.50		57.18	35.01	28.50	26.50	11.84	13.50
	Progress Totals	667.06	0.00	546.45		839.04	1013.94	687.53	670.12	458.94	375.10
Count 9 to 10	Votes Transferred	17.18		12.18		40.36	31.86	36.19	118.73	17.18	- 375.10
	Progress Totals	684.24		558.63		879.40	1045.80	723.72	788.85	476.12	0.00
Count 11 to 12	Votes Transferred	47.35		16.67		43.84	21.33	154.19	24.50	- 476.12	
	Progress Totals	731.59		575.30		923.24	1067.13	877.91	813.35	0.00	
Count 13	Votes Transferred	67.00		50.00		57.00	65.00	56.00	196.00		
	Progress Totals	798.59		625.30		980.24	1132.13	933.91	1009.35		
Count 14	Votes Transferred	1.69		2.02		1.69		2.53	4.05		
	Progress Totals	800.28		627.32		981.93	1132.13	936.44	1013.40		
Count 15	Votes Transferred	2.35		7.86		8.65	- 51.13	6.29	9.43		
	Progress Totals	802.63		635.18		990.58	1081.00	942.73	1022.83		
Count 16	Votes Transferred	121.00		- 614.00		151.00		95.00	107.00		
	Progress Totals	923.63		21.18		1141.58	1081.00	1037.73	1129.83		
Count 17 to 18	Votes Transferred	9.44		- 21.18				9.28			
	Progress Totals	933.07		0.00		1141.58	1081.00	1047.01	1129.83		
Count 19	Votes Transferred	22.87						29.87			
	Progress Totals	955.94				1141.58	1081.00	1076.88	1129.83		
Count 20	Votes Transferred	32.89				- 60.58		20.46			
	Progress Totals	988.83				1081.00	1081.00	1097.34	1129.83		

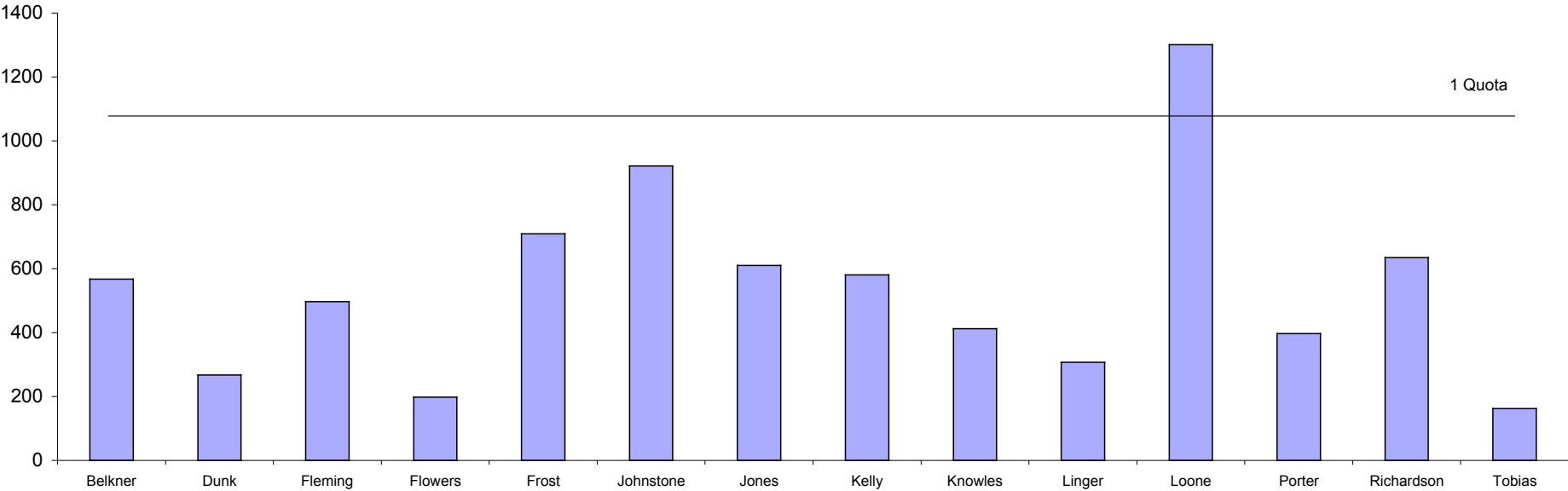
Ballot paper adjustment: 6
 Total ballot papers: 7750

Formal Votes: 7564
 Informal ballot papers: 186
 Informality rate: 2.40%

Quota = 1081

Loone	Porter	Richardson	Tobias	Exhausted	Loss (Gain) by Fraction	Total Votes	Remarks
1301.00	397.00	635.00	162.00	0.00	0.00		
1301.00	397.00	635.00	162.00	0.00	0.00	7564.00	Loone elected 1
- 220.00	9.97	42.10	4.73	0.00	0.06		Loone's surplus distributed
1081.00	406.97	677.10	166.73	0.00	0.06	7564.00	Tobias excluded
	10.50	15.35	- 166.73	0.00	0.07		Tobias' votes distributed
1081.00	417.47	692.45	0.00	0.00	0.13	7564.00	Tobias fully excluded, Flowers excluded
	20.16	23.18		0.00	0.04		Flowers' votes distributed
1081.00	437.63	715.63		0.00	0.17	7564.00	Flowers fully excluded, Dunk excluded
	16.33	55.01		0.00	0.05		Dunk's votes distributed
1081.00	453.96	770.64		0.00	0.22	7564.00	Dunk fully excluded, Linger excluded
	78.38	23.02		0.00	0.02		Linger's votes distributed
1081.00	532.34	793.66		0.00	0.24	7564.00	Linger fully excluded, Knowles excluded
	31.18	136.87		0.16	0.03		Knowles' votes distributed
1081.00	563.52	930.53		0.16	0.27	7564.00	Knowles fully excluded, Porter excluded
	- 548.00	57.00		0.00	0.00		Porter's votes distributed
1081.00	15.52	987.53		0.16	0.27	7564.00	Johnstone elected 2 , Porter partially excluded
	- 15.52	3.38		0.16	0.00		Porter's votes distributed
1081.00	0.00	990.91		0.32	0.27	7564.00	Porter fully excluded
		16.51		0.00	0.04		Johnstone's surplus distributed
1081.00		1007.42		0.32	0.31	7564.00	Fleming excluded
		138.00		2.00	0.00		Fleming's votes distributed
1081.00		1145.42		2.32	0.31	7564.00	Richardson elected 3, Frost elected 4, Kelly elected 5 , Fleming partially excluded
				2.47	(0.01)		Fleming's votes distributed
1081.00		1145.42		4.79	0.30	7564.00	Fleming fully excluded
		- 64.42		11.67	0.01		Richardson's surplus distributed
1081.00		1081.00		16.46	0.31	7564.00	
				7.22	0.01		Frost's surplus distributed
1081.00		1081.00		23.68	0.32	7564.00	Jones elected 6

Meander Valley Councillor 2005 First Preferences



Meander Valley Council

Polling closed at 10am 25 October 2005

Returning Officer: Mr Stephen Ferris

Declarations admitted: 7756

Ballot paper adjustment: 6

Total ballot papers: 7750

Formal Votes: 7606

Informal ballot papers: 144

Informality rate: 1.86%

Mayor

		Candidates		Exhausted	Total Votes	Absolute Majority	Remarks
		SHELTON	RICHARDSON				
Count 1	Total	5552	2054	0			
	Progress Totals	5552	2054	0	7606	3804	SHELTON elected

Meander Valley Council

Polling closed at 10am 25 October 2005

Returning Officer: Mr Stephen Ferris

Declarations admitted: 7756

Ballot paper adjustment: 6

Total ballot papers: 7750

Formal Votes: 7581

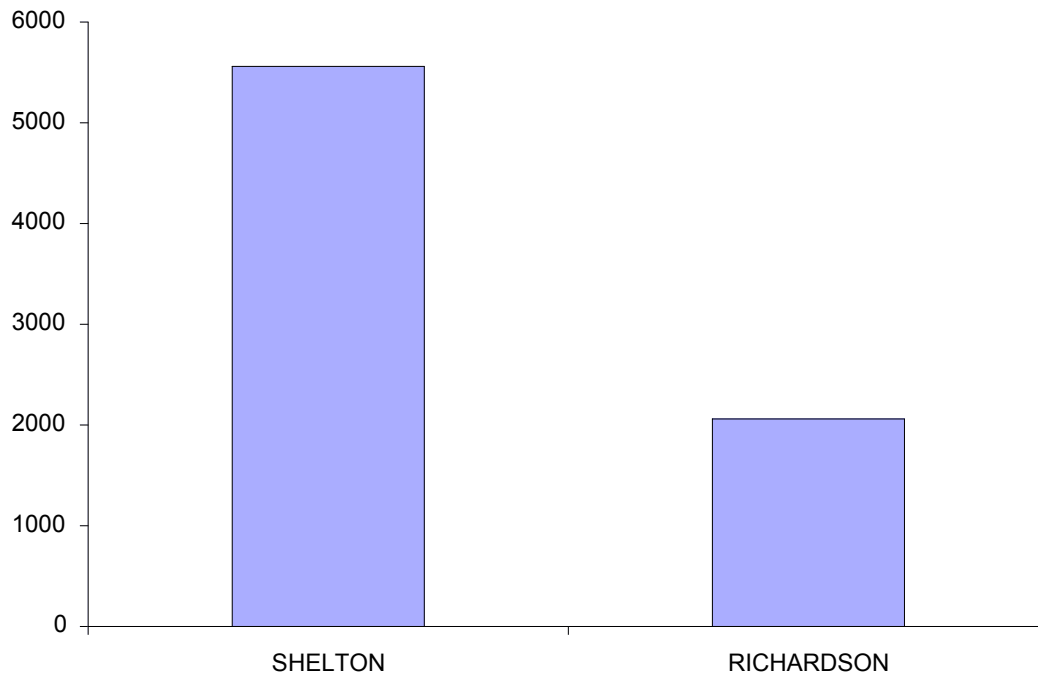
Informal ballot papers: 169

Informality rate: 2.18%

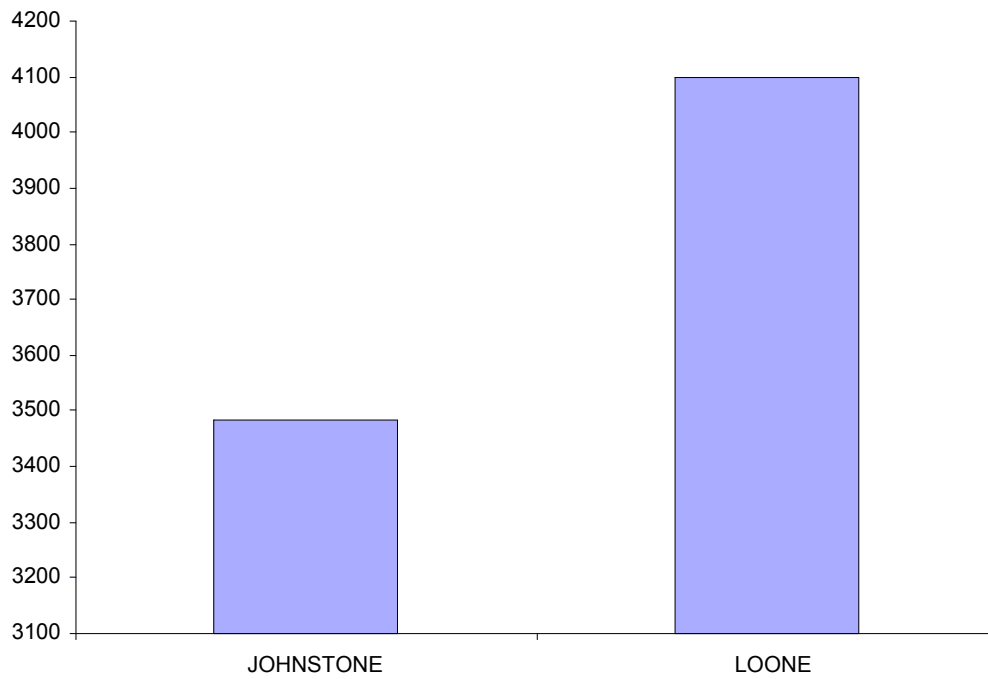
Deputy Mayor

		Candidates		Exhausted	Total Votes	Absolute Majority	Remarks
		JOHNSTONE	LOONE				
Count 1	Total	3482	4099	0			
	Progress Totals	3482	4099	0	7581	3792	LOONE elected

Meander Valley Mayor 2005 First Preferences



Meander Valley Deputy Mayor 2005 First Preferences



Meander Valley Council - Recount

Recount due to resignation of Councillor Michael Ferguson

17 November 2004

		BARTLETT Sylvia	EARLEY Bill	FLEMING Peter	FLOWERS Ron	HAYWARD Lynn	OLIVER Andy	TEMPLE John	WEST Syd	Exhausted Votes	Lost by fraction	Total Votes	Absolute majority	Remarks
Counts 1 to 25	Total	90.35	80.61	317.58	44.40	181.13	162.02	206.22	148.27	1.22	0.20	1232	616	Distribution of Ferguson
Counts 26 to 36		5.62	2.11	7.00	-44.40	9.22	11.11	4.22	4.00	1.11	0.01			Flowers excluded
	Total	95.97	82.72	324.58	0.00	190.35	173.13	210.44	152.27	2.33	0.21		615	
Counts 37 to 42		17.57	-82.72	15.88		4.11	15.55	13.89	7.44	8.22	0.06			Earley excluded
	Total	113.54	0.00	340.46		194.46	188.68	224.33	159.71	10.55	0.27	1232	611	
Counts 43 to 59		-113.54		19.81		28.29	23.94	16.50	19.33	5.58	0.09			Bartlett excluded
	Total	0.00		360.27		222.75	212.62	240.83	179.04	16.13	0.36	1232	608	
Counts 60 to 84				44.19		31.76	44.00	35.43	-179.04	23.54	0.12			West excluded
	Total			404.46		254.51	256.62	276.26	0.00	39.67	0.48	1232	596	
Counts 85 to 130				57.76		-254.51	70.94	100.51		25.23	0.07			Hayward excluded
	Total			462.22		0.00	327.56	376.77		64.90	0.55	1232	584	
Counts 131 to 190				119.69			-327.56	152.76		55.04	0.07			Oliver excluded
	Total			581.91			0.00	529.53		119.94	0.62	1232	556	Fleming Elected